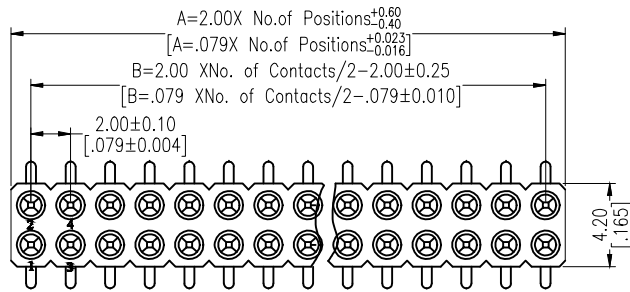


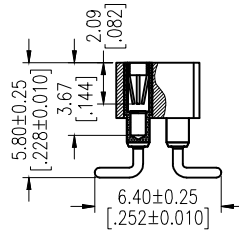
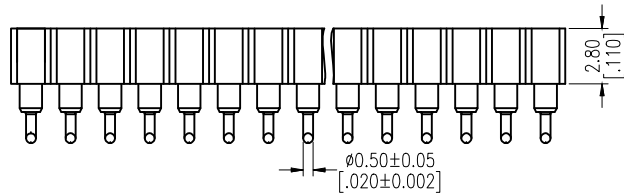


**SPECIFICATIONS**

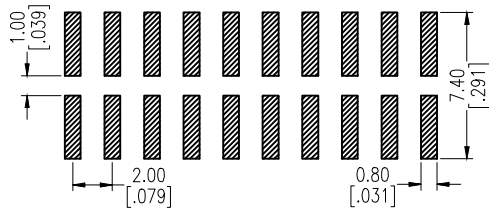
Current Rating: 2.0 Amp  
 Contact Resistance: 10mΩ Max  
 Dielectric Strength: Min 1000 V  
 Mechanical Life: Min 500 cycles  
 Operation Temperature: -40°C~105°C  
 Sleeve Material: Brass CuZn36Pb3 (C36000),  
 Contact Plating: Au or Sn over Ni  
 Insulator Material: PPS+30%G. F (UL94V-0)



NO. of PIN	DIM A
40PIN	$2.0 \times \text{NO. of Positions} + 1.00 \pm 0.40$
<40PIN	$2.0 \times \text{NO. of Positions} \begin{matrix} +0.60 \\ -0.40 \end{matrix}$

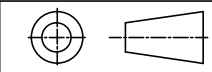


PIN Number	Dimension (mm)		PIN Number	Dimension (mm)	
	A	B		A	B
2*1P	.....	2.00	2*21P	40.00	42.00
2*2P	2.00	4.00	2*22P	42.00	44.00
2*3P	4.00	6.00	2*23P	44.00	46.00
2*4P	6.00	8.00	2*24P	46.00	48.00
2*5P	8.00	10.00	2*25P	48.00	50.00
2*6P	10.00	12.00	2*26P	50.00	52.00
2*7P	12.00	14.00	2*27P	52.00	54.00
2*8P	14.00	16.00	2*28P	54.00	56.00
2*9P	16.00	18.00	2*29P	56.00	58.00
2*10P	18.00	20.00	2*30P	58.00	60.00
2*11P	20.00	22.00	2*31P	60.00	62.00
2*12P	22.00	24.00	2*32P	62.00	64.00
2*13P	24.00	26.00	2*33P	64.00	66.00
2*14P	26.00	28.00	2*34P	66.00	68.00
2*15P	28.00	30.00	2*35P	68.00	70.00
2*16P	30.00	32.00	2*36P	70.00	72.00
2*17P	32.00	34.00	2*37P	72.00	74.00
2*18P	34.00	36.00	2*38P	74.00	76.00
2*19P	36.00	38.00	2*39P	76.00	78.00
2*20P	38.00	40.00	2*40P	78.00	80.00



Recommended P.C.B Layout (Top Side)  
 (PCB BOARD TOLERANCE ±0.05)

Any size and shape can be customized.  
 Contact sales team for more information.



PRODUCT NAME	DIM	TOL	DWG NO.	DRAW	Wu	PART NO	CUST
2.0MM Machined Female Header Series	X.X	±0.4	P.W	CHECK	Tomy	UNIT	DATE
	X.XX	±0.25	MATER	PPS, BRASS	Allan	MM [INCH]	XXXX.XX.XX
	ANGLE	±3°	REV.	A0			

**win** 东莞市同盈电子有限公司  
 DONGGUAN WIN-WIN ELECTRONIC Co., Ltd.