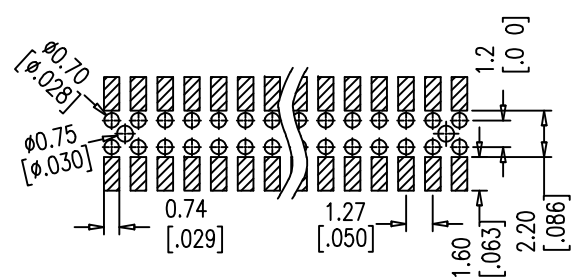
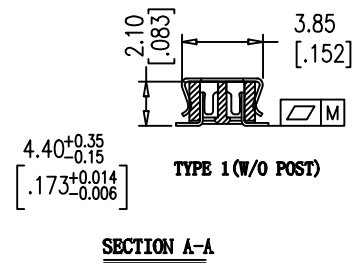
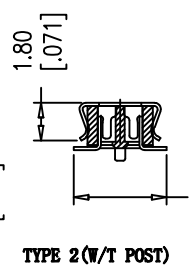
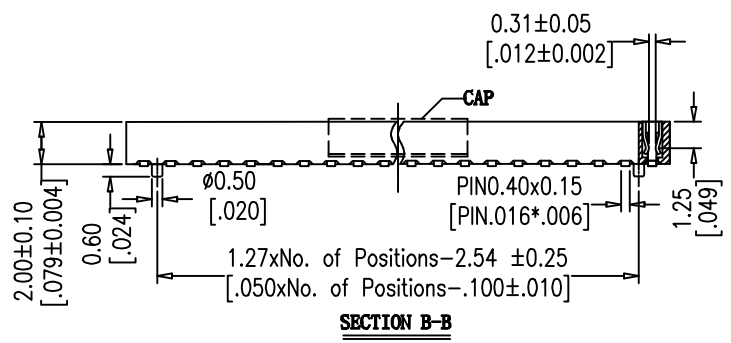
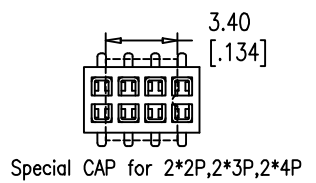
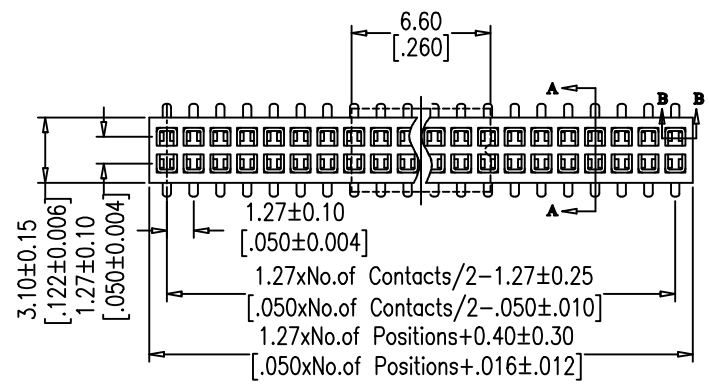




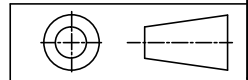
**SPECIFICATIONS**  
 Current Rating: 1.0 AMP  
 Contact Resistance: 20mΩ Max.  
 Withstand Voltage: AC/DC 500V  
 Insulator Resistance: 1000 MΩ Min  
 Operating Temp.: -40°C ~ +105°C  
 Contact Material: Brass  
 Contact Plating: Au or Sn over Ni  
 Insulator Material: PA6T Black+30%GF UL94V-0 BK



Recommended P.C.B Layout (Top Side)  
 (PCB BOARD TOLERANCE ±0.05)

PIN Number	Dimension(mm)		PIN Number	Dimension(mm)	
	A	B		A	B
2x2P	1.27	2.94	2x27P	33.02	34.69
2x3P	2.54	4.21	2x28P	34.29	35.96
2x4P	3.81	5.48	2x29P	35.56	37.23
2x5P	5.08	6.75	2x30P	36.83	38.50
2x6P	6.35	8.02	2x31P	38.10	39.77
2x7P	7.62	9.29	2x32P	39.37	41.04
2x8P	8.89	10.56	2x33P	40.64	42.31
2x9P	10.16	11.83	2x34P	41.91	43.58
2x10P	11.43	13.10	2x35P	43.18	44.85
2x11P	12.70	14.37	2x36P	44.45	46.12
2x12P	13.97	15.64	2x37P	45.72	47.39
2x13P	15.24	16.91	2x38P	46.99	48.66
2x14P	16.51	18.18	2x39P	48.26	49.93
2x15P	17.78	19.45	2x40P	49.53	51.20
2x16P	19.05	20.72	2x41P	50.80	52.47
2x17P	20.32	21.99	2x42P	52.07	53.74
2x18P	21.59	23.26	2x43P	53.34	55.01
2x19P	22.86	24.53	2x44P	54.61	56.28
2x20P	24.13	25.80	2x45P	55.88	57.55
2x21P	25.40	27.07	2x46P	57.15	58.82
2x22P	26.67	28.34	2x47P	58.42	60.09
2x23P	27.94	29.61	2x48P	59.69	61.36
2x24P	29.21	30.88	2x49P	60.96	62.63
2x25P	30.48	32.15	2x50P	62.23	63.90
2x26P	31.75	33.42			

Any size and shape can be customized.  
 Contact sales team for more information.



PRODUCT NAME	DIM	TOL	DWG NO.	DRAW	Wu	PART NO	CUST
1.27 MM FEMALE HEADER SERIES	X. X	±0.4	P. W	CHECK	Tomy	UNIT	DATE
	X. XX	±0.25	MATER	APPR	Allan	MM[INCH]	XXXX. XX. XX
	ANGLE	±3°	REV.				
						东莞市同盈电子有限公司 DONGGUAN WIN-WIN ELECTRONIC Co., Ltd.	